

# CHAROLAS FORESTALES


## IPL Rigi-pots

The **IPL Rigi-pots™** are the ideal early stage seedling tray for plants like roses, shrubs and fruit trees. Inner ribs on the cell walls minimize root spiraling while the tray bottoms allow for good drainage and air pruning of plant roots. The trays reusability and durability make it an economical choice for nurseries and forestry companies. The standard color is black.


*A minimum order of 2,500 trays is required if not in stock.*




IP25H



IP65



IP90



IP110



IP310



IP350

### Rigi-pots

ID CODE	CAVITIES per tray	CAVITY DIAMETER in.	CAVITY DEPTH in.	WIDTH in.	LENGTH in.	CAVITY VOLUME cu. in.	ml	CAVITIES PER sq. ft.
IP25H	113	0.98 x 1.1	2.65	8.75	14.0	1.5	25	133.0
IP65	67	1.3	4.75	8.75	14.0	4.0	65	78.8
IP90	45	1.6	4.0	8.75	14.0	5.5	90	52.9
IP110	45	1.6	5.0	8.75	14.0	6.7	110	52.9
IP310	25	2.56	4.75	13.63	13.63	18.9	310	19.4
IP350	25	2.3 x 2.3	5.5	14.00	14.5	21.3	350	17.7